

1 2 3 4 5 6 7 8 9 10

A  
B  
C  
D  
E  
F  
G

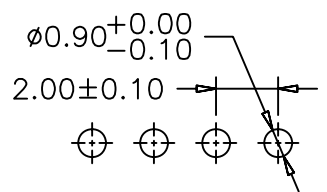
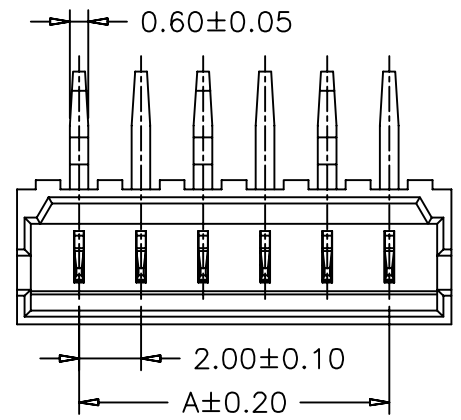
A  
B  
C  
D  
E  
F  
G

**SPECIFICATIONS**

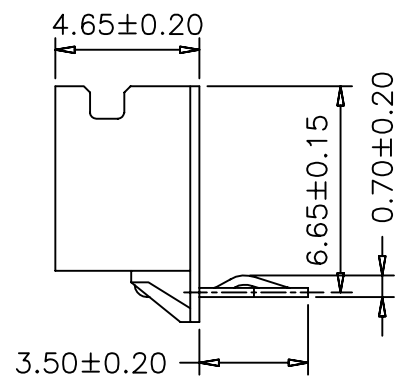
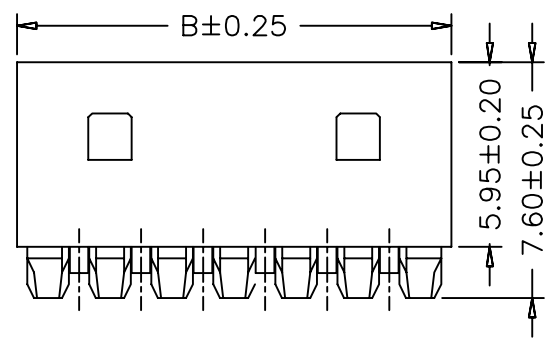
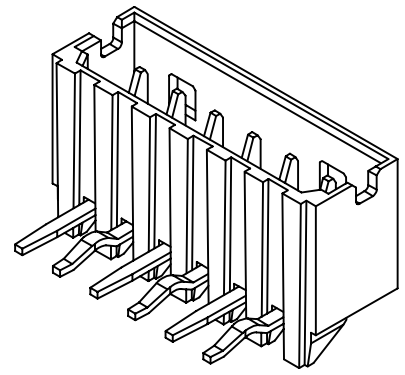
Voltage Rating: 125V AC/DC  
 Current Rating: 2A AC/DC  
 Withstanding Voltage: 800V AC/minute  
 Insulation Resistance: 1,000MΩ min.  
 Temperature Range: -25° C - +85° C  
 Contact Resistance: 20mΩ max

**WAFER**

Part No: SCT2002WR-XXP  
 Poles: 2-15  
 Material: Nylon 66, UL94V-0  
 Pin: Brass, Tin plated



PCB LAYOUT



PART NO.	Dimensions	
	A	B
SCT2002WR-2P	2.00	6.00
SCT2002WR-3P	4.00	8.00
SCT2002WR-4P	6.00	10.00
SCT2002WR-5P	8.00	12.00
SCT2002WR-6P	10.00	14.00
SCT2002WR-7P	12.00	16.00
SCT2002WR-8P	14.00	18.00
SCT2002WR-9P	16.00	20.00
SCT2002WR-10P	18.00	22.00
SCT2002WR-11P	20.00	24.00
SCT2002WR-12P	22.00	26.00
SCT2002WR-13P	24.00	28.00
SCT2002WR-14P	26.00	30.00
SCT2002WR-15P	28.00	32.00

					OPERATION	DRAW	Judy.Huang	2006/05/02	SCALE		森康达电子有限公司 SCONDAR ELECTRONIC LIMITED	
					~ 10 ±0.15	DESIGN			UNIT	mm		
					20 ~ 30 ±0.30	CHECK	Micky.Liu	2006/05/02	SIZE	A4	PART NO.	SCT2002WR-XXP
					30 ~ ±0.50	APPROVE	Hellen.Li	2006/05/02	SHEET	1/1	TITLE:	MX2.0 90C WAFER
REV	DATE	MODIFICATION DESCRIPTION	CHANGE	APPROVE	Angle DIM	± 2' TOL			PROJ.	◆	DRAWING NO.	SCT2002WR

1 2 3 4 5 6 7 8 9 10

H

H